


COULEE SOLAR MODULE



72 CELL
MONOCRYSTALLINE MODULE

380-400W
POWER OUTPUT RANGE

21.17%
MAXIMUM EFFICIENCY

0 - +3%
POSITIVE POWER TOLERANCE

Coulee Limited, electrical specialists and creators of energy saving designs for domestic and commercial applications.

Coulee solar panel manufacturing processes utilize the best quality materials available and industry-leading equipment from around the world. We stand behind our promise of quality workmanship in all of our solar products. We are committed to building strategic, mutually beneficial collaboration with installers, developers, distributors and other partners.

Product Certificates

IEC/EN 61215, IEC/EN 61730



CAUTIONS:
READ SAFETY AND INSTALLATION
INSTRUCTIONS BEFORE USING THE PRODUCT.



Coulee Limited
<https://couleenergy.com>

Ideal For Large Scale Installations

- Reduce BOS cost by connecting more modules in a string
- Up to 1500VDC system voltage

Maximum Limited Space

- Up to 21.17W/m² power density

Highly Reliable Due to Stringent Quality Control

- Over 30 in-house tests (UV, TC, HF, etc.)
- In-house testing goes well beyond certification requirements
- Fire Class A tested
- 100% EL double inspection

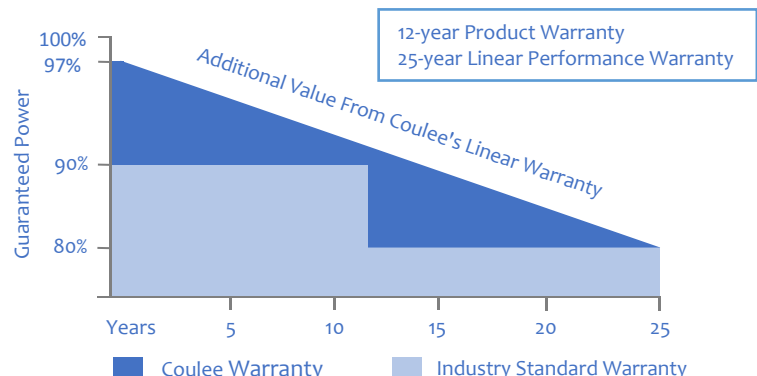
Severe Weather Resilience

- 2400Pa wind load
- 5400Pa snow load
- 35mm hail stones at 97km/h

Durability Against Extreme Environmental Conditions

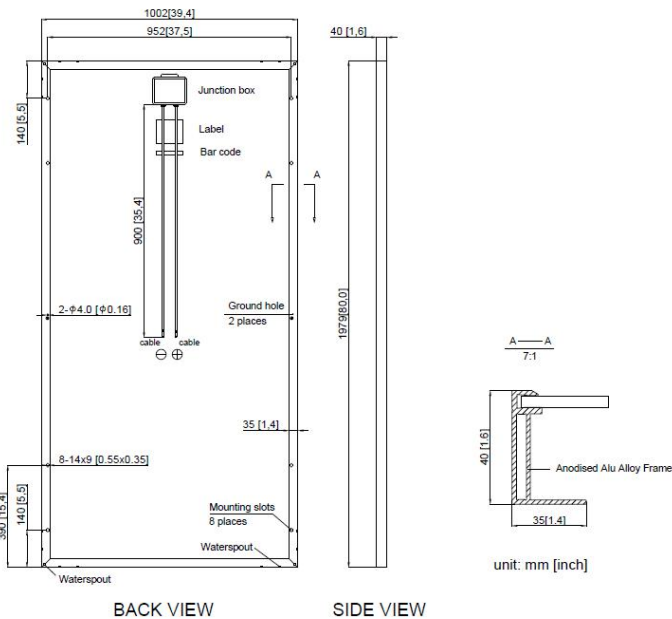
- Salt mist corrosion tested, perfect for harsh climatic conditions

Linear Performance Warranty



Construction Materials

Front Glass	3.2mm, Low Iron, Tempered Glass
Frame	Anodized Aluminum Alloy
Junction Box	IP67 Rated
Output Cables	TUV 1 × 4mm ² , Length: 900mm
Connector	MC4 (IP67)
Encapsulation Material	EVA
Backsheet	TPT (White OR Black)
Fixing Adhesive	Silicone Sealant

Mechanical Diagrams

Mechanical Data

Solar Cells	Mono 158.75mm × 158.75mm
Number of Cells	72Cells (6 × 12)
Module Dimensions	1979mm × 1002mm × 40mm
Weight	22.5kg

Temperature Coefficient

Power Tolerance	0 ~ +3%
Temperature Coefficient of Pmax	(-0.43 ± 0.05)%/°C
Temperature Coefficient of Voc	(-0.33 ± 0.02)%/°C
Temperature Coefficient of Isc	(0.058 ± 0.01)%/°C
NOTC	(45 ± 2) °C

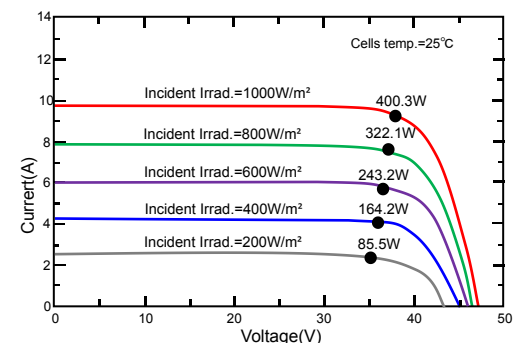
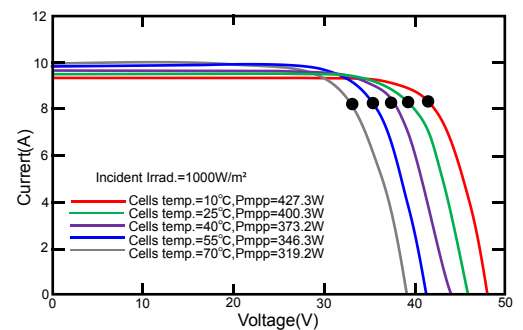
Operating Conditions

Max. System Voltage	1500VDC (IEC)
Max. System Fuse Rating	15A
Operating Temperature	-40 ~ +85°C
Max. Static Load, Front (Snow)	5400Pa
Max. Static Load, Back (Wind)	2400Pa

Electrical Parameters at STC

Module type	CLM-400M-72 Series				
Rated Maximum Power (Pmax/W)	380	385	390	395	400
Maximum Power Voltage (Vmp/V)	40.5	40.8	41.1	41.4	41.7
Open-circuit Voltage (Voc/V)	48.9	49.1	49.3	49.5	49.8
Maximum Power Current (Imp/A)	9.39	9.44	9.49	9.55	9.60
Short-circuit Current (Isc/A)	9.75	9.92	10.12	10.23	10.36
Module Efficiency (%)	19.16	19.42	19.67	19.92	20.17

STC: Irradiance 1000W/m, Cell Temperature 25°C, AM = 1.5

IV Curves

Packaging Configuration

Pieces Per Pallet: 56 | Pallets Per 40HQ: 11 | Pieces Per 40HQ: 616